

MADE IN ITALY. MADE TO EXCEL.

BOOST

NATURAL PRO

Interactive version



 **atlas concorde**

April 2024

CONCRETE LOOK

WALL TILES

Rivestimenti
Revêtements
Wandfliesen
Revestimientos
Настенная плитка

PORCELAIN TILES

Gres Porcellanato
Grès cérame
Feinsteinzeug
Gres porcelánico
Керамический гранит



Atlas Concorde is one of the leading global brands in the production of ceramic tiles and large slabs for design and architecture. With over 50 years of history, two production plants, and numerous showroom in the capitals of international design, Atlas Concorde offers integrated and sustainable ceramic systems for floors, walls, outdoor spaces, worktops, bathroom furnishings, facades and special projects. Design your world with Atlas Concorde.

Atlas Concorde è uno dei principali brand mondiali nella produzione di superfici e grandi lastre ceramiche per il design e l'architettura. Con oltre cinquant'anni di storia, due stabilimenti produttivi, numerose showroom nelle capitali della progettazione internazionale, offriamo sistemi ceramici integrati e sostenibili per pavimenti, rivestimenti, outdoor, piani di lavoro, arredo bagno, facciate e progetti speciali. Design your world with Atlas Concorde.

atlasconcorde.com

INDEX

- ↳ INSPIRATION
- ↳ IMAGE GALLERY
- ↳ SURFACE RANGE & TECHNICAL SPECIFICATION

Handcrafted effect in collaboration with **Matteo Brioni**

INDEX



INSPIRATION



IMAGE GALLERY



SURFACE RANGE & TECHNICAL SPECS



ENJOY THE VIDEO



INDEX



INSPIRATION



IMAGE
GALLERY



SURFACE
RANGE &
TECHNICAL
SPECS




ENJOY
THE VIDEO



PRIMARY
DESIGN.

BOOST NATURAL PRO

BOOST NATURAL



2 COLLECTIONS. 15 COLOR SHADES.

INDEX



INSPIRATION



IMAGE GALLERY



SURFACE RANGE & TECHNICAL SPECS



ENJOY THE VIDEO





3D Wave

Original masterpiece by **Matteo Brioni**

HAND CRAFTED DECORS.



3D Craft

INDEX



INSPIRATION



IMAGE
GALLERY



SURFACE
RANGE &
TECHNICAL
SPECS



ENJOY
THE VIDEO





3D Rice

INDEX



INSPIRATION



IMAGE
GALLERY



SURFACE
RANGE &
TECHNICAL
SPECS



ENJOY
THE VIDEO



Motion




Velvet Surface
Velvtech



Matte Surface
Sensitech

SURFACE	Velvet	Matte	Outdoor
TECHNOLOGY	Velvtech	Sensitech	Sensitech
REFLECTION	Light shiny	Opaque	Opaque
TOUCH	Velvety	Softness	Softness
RECCOMENDED USE	Medium Traffic	Heavy Traffic	Heavy Traffic

TAILORED TO MEET ANY DESIRE.



Outdoor Surface
Sensitech

INDEX




INSPIRATION



IMAGE
GALLERY



SURFACE
RANGE &
TECHNICAL
SPECS



ENJOY
THE VIDEO





ENDLESS
IN&OUT
SOLUTIONS.



INDEX



INSPIRATION



IMAGE
GALLERY



SURFACE
RANGE &
TECHNICAL
SPECS



ENJOY
THE VIDEO





Image Gallery

↔ Spa Bathroom - Salt | Cinder



↔ Home Bathroom - Cinder | Salt



↔ Restroom - Cinder | Salt



↔ Hotel Bathroom
Dove | Cinder | Coffee



↔ Dining Room - Oat | 3D Rice Oat



↔ Living Room
Oat | Salt | Motion Coffee



↔ Kitchen - Taupe | Sand



↔ Villa In&Out - Cinder



↔ Luxury Store
Sand | Lava | Motion Oat



INSPIRATION



IMAGE GALLERY



- SPA BATHROOM
- HOME BATHROOM
- RESTROOM
- HOTEL BATHROOM
- DINING ROOM
- LIVING ROOM
- KITCHEN
- VILLA IN&OUT
- LUXURY STORE

SURFACE RANGE & TECHNICAL SPECS



ENJOY THE VIDEO





FLOOR
Boost Natural Pro
Salt
Matte Sensitech
120x120 cm | 47¹/₄"x47¹/₄"

WALL
Boost Natural Pro
Cinder
Matte
50x120 cm | 19⁵/₈"x47¹/₄"

Boost Natural Pro
3D Wave Skin
Matte
50x120 cm | 19⁵/₈"x47¹/₄"

INDEX



INSPIRATION



IMAGE GALLERY



- SPA BATHROOM
- HOME BATHROOM
- RESTROOM
- HOTEL BATHROOM
- DINING ROOM
- LIVING ROOM
- KITCHEN
- VILLA IN&OUT
- LUXURY STORE

SURFACE RANGE & TECHNICAL SPECS



ENJOY THE VIDEO





Boost Natural Pro
 3D Wave Skin
 Matte
 50x120 cm | 19⁵/₈"x47¹/₄"

INDEX



INSPIRATION



IMAGE GALLERY



- SPA BATHROOM
- HOME BATHROOM
- RESTROOM
- HOTEL BATHROOM
- DINING ROOM
- LIVING ROOM
- KITCHEN
- VILLA IN&OUT
- LUXURY STORE

SURFACE RANGE & TECHNICAL SPECS



ENJOY THE VIDEO





FLOOR
Boost Natural Pro
Cinder
 Matte Sensitech
 120x120 cm | 47¹/₄"x47¹/₄"

WALL
Boost Natural Pro
Salt
 Matte
 50x120 cm | 19⁵/₈"x47¹/₄"

Boost Natural Pro
3D Wave Salt
 Matte
 50x120 cm | 19⁵/₈"x47¹/₄"

Boost Natural Pro
Skin
 Matte
 50x120 cm | 19⁵/₈"x47¹/₄"

SINK
Atlas Concorde Habitat
 Twin wall-mounted
Boost Natural
Salt

INDEX



INSPIRATION



IMAGE GALLERY



- SPA BATHROOM
- HOME BATHROOM
- RESTROOM
- HOTEL BATHROOM
- DINING ROOM
- LIVING ROOM
- KITCHEN
- VILLA IN&OUT
- LUXURY STORE

SURFACE RANGE & TECHNICAL SPECS



ENJOY THE VIDEO





FLOOR
Boost Natural Pro Cinder
 Matte Sensitech
 120x120 cm | 47¹/₄"x47¹/₄"

WALL
Boost Natural Pro Salt
 Matte
 50x120 cm | 19⁵/₈"x47¹/₄"

Boost Natural Pro 3D Wave Salt
 Matte
 50x120 cm | 19⁵/₈"x47¹/₄"

Boost Natural Pro Skin
 Matte
 50x120 cm | 19⁵/₈"x47¹/₄"

SINK
Atlas Concorde Habitat
 Twin wall-mounted
Boost Natural Salt

INDEX



INSPIRATION



IMAGE GALLERY



- SPA BATHROOM
- HOME BATHROOM
- RESTROOM
- HOTEL BATHROOM
- DINING ROOM
- LIVING ROOM
- KITCHEN
- VILLA IN&OUT
- LUXURY STORE

SURFACE RANGE & TECHNICAL SPECS



ENJOY THE VIDEO





FLOOR
 Boost Natural Pro
 Cinder
 Matte Sensitech
 120x120 cm | 47¹/₄"x47¹/₄"

WALL
 Boost Natural Pro
 3D Craft Salt
 Matte
 50x120 cm | 19⁵/₈"x47¹/₄"

Boost Natural Pro
 Salt
 Matte Sensitech
 50x120 cm | 19⁵/₈"x47¹/₄"

SINKS | Freestanding
 Atlas Concorde Habitat
 Calacatta Meraviglia
 Silk
 65x50x85 cm | 25⁵/₈"x19⁵/₈"x33¹/₂"

SIDE TABLE | Contatto
 Atlas Concorde Habitat
 Black Atlantis
 Polished
 ø 45 cm | 17³/₄"

INDEX



INSPIRATION



IMAGE GALLERY



- SPA BATHROOM
- HOME BATHROOM
- RESTROOM
- HOTEL BATHROOM
- DINING ROOM
- LIVING ROOM
- KITCHEN
- VILLA IN&OUT
- LUXURY STORE

SURFACE RANGE & TECHNICAL SPECS



ENJOY THE VIDEO





Boost Natural Pro
 3D Craft Salt
 Matte
 50x120 cm | 19⁵/₈"x47¹/₄"

INDEX



INSPIRATION



IMAGE GALLERY



- SPA BATHROOM
- HOME BATHROOM
- RESTROOM
- HOTEL BATHROOM
- DINING ROOM
- LIVING ROOM
- KITCHEN
- VILLA IN&OUT
- LUXURY STORE

SURFACE RANGE & TECHNICAL SPECS



ENJOY THE VIDEO





FLOOR
Boost Natural Pro
Dove
Matte Sensitech
120x120 cm | 47¹/₄"x47¹/₄"

WALL
Boost Natural Pro
Cinder
Matte
50x120 cm | 19⁵/₈"x47¹/₄"

Boost Natural Pro
Coffee
Matte
50x120 cm | 19⁵/₈"x47¹/₄"

Boost Natural Pro
3D Craft Cinder
Matte
50x120 cm | 19⁵/₈"x47¹/₄"

MASTERTOP
Atlas Concorde Habitat
Cinder
Matte
160x50x12 cm | 63"x19⁵/₈"x4³/₄"

INDEX



INSPIRATION



IMAGE GALLERY



- SPA BATHROOM
- HOME BATHROOM
- RESTROOM
- HOTEL BATHROOM
- DINING ROOM
- LIVING ROOM
- KITCHEN
- VILLA IN&OUT
- LUXURY STORE

SURFACE RANGE & TECHNICAL SPECS



ENJOY THE VIDEO





FLOOR
Boost Natural Pro Dove
 Matte Sensitech
 120x120 cm | 47¹/₄"x47¹/₄"

WALL
Boost Natural Pro Cinder
 Matte
 50x120 cm | 19⁵/₈"x47¹/₄"

Boost Natural Pro Coffee
 Matte
 50x120 cm | 19⁵/₈"x47¹/₄"

Boost Natural Pro 3D Craft Cinder
 Matte
 50x120 cm | 19⁵/₈"x47¹/₄"

MASTERTOP
Atlas Concorde Habitat Cinder
 Matte
 160x50x12 cm | 63"x19⁵/₈"x4³/₄"



INDEX



INSPIRATION



IMAGE GALLERY



- SPA BATHROOM
- HOME BATHROOM
- RESTROOM
- HOTEL BATHROOM
- DINING ROOM
- LIVING ROOM
- KITCHEN
- VILLA IN&OUT
- LUXURY STORE

SURFACE RANGE & TECHNICAL SPECS



ENJOY THE VIDEO





FLOOR
Boost Natural Pro
Oat
 Matte Sensitech
 120x120 cm | 47¹/₄"x47¹/₄"

WALL
Boost Natural Pro
3D Rice Oat
 Matte
 50x120 cm | 19⁵/₈"x47¹/₄"

DINING TABLE | **Incontro 75**
Atlas Concorde Habitat
Desert Soul
 Polished
 100x240 cm | 39³/₈"x94¹/₂"

INDEX



INSPIRATION



IMAGE GALLERY



- SPA BATHROOM
- HOME BATHROOM
- RESTROOM
- HOTEL BATHROOM
- DINING ROOM
- LIVING ROOM
- KITCHEN
- VILLA IN&OUT
- LUXURY STORE

SURFACE RANGE & TECHNICAL SPECS



ENJOY THE VIDEO





Boost Natural Pro
3D Rice Oat
Matte
50x120 cm | 19⁵/₈"x47¹/₄"

DINING TABLE | **Incontro 75**
Atlas Concorde Habitat
Desert Soul
Polished
100x240 cm | 39³/₈"x94¹/₂"

INDEX



INSPIRATION



IMAGE GALLERY



- SPA BATHROOM
- HOME BATHROOM
- RESTROOM
- HOTEL BATHROOM
- DINING ROOM
- LIVING ROOM
- KITCHEN
- VILLA IN&OUT
- LUXURY STORE

SURFACE RANGE & TECHNICAL SPECS



ENJOY THE VIDEO





FLOOR
 Boost Natural Pro
 Oat
 Matte Sensitech
 120x120 cm | 47¹/₄"x47¹/₄"

WALL
 Boost Natural Pro
 Salt
 Matte
 120x278 cm | 47¹/₄"x109¹/₂"

Boost Natural Pro
 Motion Coffee
 Matte
 50x120 cm | 19⁵/₈"x47¹/₄"

SIDE TABLE | Contatto
 Atlas Concorde Habitat
 Fior di Bosco
 Silk
 ø 70 cm | 27¹/₂"

INDEX



INSPIRATION



IMAGE GALLERY



- SPA BATHROOM
- HOME BATHROOM
- RESTROOM
- HOTEL BATHROOM
- DINING ROOM
- LIVING ROOM
- KITCHEN
- VILLA IN&OUT
- LUXURY STORE

SURFACE RANGE & TECHNICAL SPECS



ENJOY THE VIDEO





FLOOR
Boost Natural Pro
Oat
 Matte Sensitech
 120x120 cm | 47¹/₄"x47¹/₄"

WALL
Boost Natural Pro
Salt
 Matte
 120x278 cm | 47¹/₄"x109¹/₂"

Boost Natural Pro
Motion Coffee
 Matte
 50x120 cm | 19⁵/₈"x47¹/₄"

INDEX



INSPIRATION



IMAGE GALLERY



SPA BATHROOM
 HOME BATHROOM
 RESTROOM
 HOTEL BATHROOM
 DINING ROOM
 LIVING ROOM
 KITCHEN
 VILLA IN&OUT
 LUXURY STORE

SURFACE RANGE &
 TECHNICAL SPECS



ENJOY THE VIDEO





FLOOR
Boost Natural Pro
Oat
 Matte Sensitech
 120x120 cm | 47¹/₄"x47¹/₄"

WALL
Boost Natural Pro
Salt
 Matte
 120x278 cm | 47¹/₄"x109¹/₂"

Boost Natural Pro
Motion Coffee
 Matte
 50x120 cm | 19⁵/₈"x47¹/₄"

INDEX



INSPIRATION



IMAGE GALLERY



- SPA BATHROOM
- HOME BATHROOM
- RESTROOM
- HOTEL BATHROOM
- DINING ROOM
- LIVING ROOM
- KITCHEN
- VILLA IN&OUT
- LUXURY STORE

SURFACE RANGE & TECHNICAL SPECS



ENJOY THE VIDEO





FLOOR
Boost Pro
 Taupe
 Hammered
 160x320 cm | 63"x126"

WALL
Boost Natural Pro
 Sand
 Hammered
 162x324 cm | 63³/₄"x127¹/₂"

COUNTERTOP
Atlas Plan
 Sand
 Hammered
 162x324 cm | 63³/₄"x127¹/₂"

INDEX



INSPIRATION



IMAGE GALLERY



- SPA BATHROOM
- HOME BATHROOM
- RESTROOM
- HOTEL BATHROOM
- DINING ROOM
- LIVING ROOM
- KITCHEN
- VILLA IN&OUT
- LUXURY STORE

SURFACE RANGE & TECHNICAL SPECS



ENJOY THE VIDEO





FLOOR
Boost Pro
Taupe
 Hammered
 160x320 cm | 63"x126"

WALL
Boost Natural Pro
Sand
 Hammered
 162x324 cm | 63³/₄"x127¹/₂"

COUNTERTOP
Atlas Plan
Sand
 Hammered
 162x324 cm | 63³/₄"x127¹/₂"



INDEX



INSPIRATION



IMAGE GALLERY



- SPA BATHROOM
- HOME BATHROOM
- RESTROOM
- HOTEL BATHROOM
- DINING ROOM
- LIVING ROOM
- KITCHEN
- VILLA IN&OUT
- LUXURY STORE

SURFACE RANGE & TECHNICAL SPECS



ENJOY THE VIDEO





OUTDOOR FLOOR
Boost Balance Pro
Cinder
 Outdoor Sensitech \times 20mm
 120x120 cm | 47 $\frac{1}{4}$ "x47 $\frac{1}{4}$ "

Boost Balance Pro
Cinder
 Elemento L Outdoor Sensitech \times 20mm
 33x120 cm | 13"x47 $\frac{1}{4}$ "

Boost Balance Pro
Cinder
 Alzata Outdoor Sensitech \times 20mm
 20x120 cm | 7 $\frac{7}{8}$ "x47 $\frac{1}{4}$ "

INDOOR FLOOR
Boost Balance Pro
Cinder
 Matte Sensitech
 120x120 cm | 47 $\frac{1}{4}$ "x47 $\frac{1}{4}$ "

INDEX



INSPIRATION



IMAGE GALLERY



- SPA BATHROOM
- HOME BATHROOM
- RESTROOM
- HOTEL BATHROOM
- DINING ROOM
- LIVING ROOM
- KITCHEN
- VILLA IN&OUT
- LUXURY STORE

SURFACE RANGE & TECHNICAL SPECS



ENJOY THE VIDEO





FLOOR
**Boost Balance Pro
 Cinder**
 Outdoor Sensitech \pm 20mm
 120x120 cm | 47 $\frac{1}{4}$ "x47 $\frac{1}{4}$ "

**Boost Balance Pro
 Cinder**
 Elemento L Outdoor Sensitech \pm 20mm
 33x120 cm | 13"x47 $\frac{1}{4}$ "

**Boost Balance Pro
 Cinder**
 Alzata Outdoor Sensitech \pm 20mm
 20x120 cm | 7 $\frac{7}{8}$ "x47 $\frac{1}{4}$ "

**Boost Balance Pro
 Cinder**
 Round Outdoor Sensitech \pm 20mm
 33x120 cm | 13"x47 $\frac{1}{4}$ "

INDEX



INSPIRATION



IMAGE
GALLERY



- SPA BATHROOM
- HOME BATHROOM
- RESTROOM
- HOTEL BATHROOM
- DINING ROOM
- LIVING ROOM
- KITCHEN
- VILLA IN&OUT
- LUXURY STORE

SURFACE
RANGE &
TECHNICAL
SPECS



ENJOY
THE VIDEO





FLOOR
 Boost Natural Pro
 Sand
 Matte Sensitech
 120x120 cm | 47¹/₄"x47¹/₄"

WALL
 Boost Natural Pro
 Lava
 Matte
 50x120 cm | 19⁵/₈"x47¹/₄"

Boost Natural Pro
 Motion Oat
 Matte
 50x120 cm | 19⁵/₈"x47¹/₄"

SIDE TABLE | Contatto
 Atlas Concorde Habitat
 Black Lava
 Leathered
 ø 45 cm | 17³/₄"

INDEX



INSPIRATION



IMAGE GALLERY



- SPA BATHROOM
- HOME BATHROOM
- RESTROOM
- HOTEL BATHROOM
- DINING ROOM
- LIVING ROOM
- KITCHEN
- VILLA IN&OUT
- LUXURY STORE

SURFACE RANGE & TECHNICAL SPECS



ENJOY THE VIDEO





Boost Natural Pro
 Motion Oat
 Matte
 50x120 cm | 19⁵/₈"x47¹/₄"

INDEX



INSPIRATION



IMAGE GALLERY



- SPA BATHROOM
- HOME BATHROOM
- RESTROOM
- HOTEL BATHROOM
- DINING ROOM
- LIVING ROOM
- KITCHEN
- VILLA IN&OUT
- LUXURY STORE

SURFACE RANGE & TECHNICAL SPECS



ENJOY THE VIDEO





FLOOR
 Boost Natural Pro
 Sand
 Velvet Velvtech
 120x120 cm | 47¹/₄"x47¹/₄"

WALL
 Boost Natural Pro
 Oat
 Matte
 120x278 cm | 47¹/₄"x109¹/₂"

Boost Natural Pro
 Lava
 Matte
 50x120 cm | 19⁵/₈"x47¹/₄"

Boost Natural Pro
 3D Rice Oat
 Matte
 50x120 cm | 19⁵/₈"x47¹/₄"

FURNITURE
 Atlas Plan
 Sand
 Hammered
 162x324 cm | 63³/₄"x127¹/₂"

INDEX



INSPIRATION



IMAGE GALLERY



- SPA BATHROOM
- HOME BATHROOM
- RESTROOM
- HOTEL BATHROOM
- DINING ROOM
- LIVING ROOM
- KITCHEN
- VILLA IN&OUT
- LUXURY STORE

SURFACE RANGE & TECHNICAL SPECS



ENJOY THE VIDEO





FLOOR
Boost Natural Pro
Sand
 Velvet Velvetech
 120x120 cm | 47¹/₄"x47¹/₄"

WALL
Boost Natural Pro
Oat
 Matte
 120x278 cm | 47¹/₄"x109¹/₂"

Boost Natural Pro
3D Rice Oat
 Matte
 50x120 cm | 19⁵/₈"x47¹/₄"

INDEX



INSPIRATION



IMAGE GALLERY



- SPA BATHROOM
- HOME BATHROOM
- RESTROOM
- HOTEL BATHROOM
- DINING ROOM
- LIVING ROOM
- KITCHEN
- VILLA IN&OUT
- LUXURY STORE

SURFACE RANGE & TECHNICAL SPECS



ENJOY THE VIDEO





FLOOR
Boost Natural Pro
Sand
 Velvet Velvetch
 120x120 cm | 47¹/₄"x47¹/₄"

WALL
Boost Natural Pro
Oat
 Matte
 120x278 cm | 47¹/₄"x109¹/₂"

Boost Natural Pro
Lava
 Matte
 50x120 cm | 19⁵/₈"x47¹/₄"

FURNITURE
Atlas Plan
Sand
 Hammered
 162x324 cm | 63³/₄"x127¹/₂"



INDEX



INSPIRATION



IMAGE GALLERY



- SPA BATHROOM
- HOME BATHROOM
- RESTROOM
- HOTEL BATHROOM
- DINING ROOM
- LIVING ROOM
- KITCHEN
- VILLA IN&OUT
- LUXURY STORE

SURFACE RANGE & TECHNICAL SPECS



ENJOY THE VIDEO





SURFACE RANGE & TECHNICAL SPECIFICATIONS

- ↳ BOOST NATURAL PRO RANGE
- ↳ SENSITECH & VELVETECH TECHNOLOGY
- ↳ BOOST NATURAL + PRO BOOST NATURAL
- ↳ TECHNICAL SPECIFICATIONS
- ↳ BOOST WORLD

INDEX



INSPIRATION



IMAGE GALLERY



SURFACE RANGE & TECHNICAL SPECS



BOOST NATURAL PRO RANGE
 SENSITECH & VELVETECH TECHNOLOGY
 BOOST NATURAL + PRO BOOST NATURAL
 TECHNICAL SPECIFICATIONS
 BOOST WORLD

ENJOY THE VIDEO



Porcelain tiles

PORCELAIN TILES - Gres Porcellanato - Grès cérame - Feinsteinzeug - Gres porcelánico - Керамический гранит
RECTIFIED MONOCALIBER - Rettificato monocalibro - Rectifié mono-calibre - Geschliffen einkalibrig - Rectificado monocalibre - Ретифицированный в одном калибре

		Sand	Oat	Salt	Cinder	Dove
<p>Floor Wall Bathroom furniture</p>						
120x278 cm - 47 ¹ / ₄ "x109 ¹ / ₂ "	± 6 mm	Matte	Matte	Matte	Matte	Matte
120x120 cm - 47 ¹ / ₄ "x47 ¹ / ₄ "	± 9 mm	Matte Sensitech Velvet Velvetech	Matte Sensitech Velvet Velvetech	Matte Sensitech Velvet Velvetech	Matte Sensitech Velvet Velvetech	Matte Sensitech Velvet Velvetech
60x120 cm - 23 ⁵ / ₈ "x47 ¹ / ₄ "	± 9 mm	Matte Sensitech Velvet Velvetech	Matte Sensitech Velvet Velvetech	Matte Sensitech Velvet Velvetech	Matte Sensitech Velvet Velvetech	Matte Sensitech Velvet Velvetech
60x60 cm - 23 ⁵ / ₈ "x23 ⁵ / ₈ "	± 9 mm	Matte Sensitech	Matte Sensitech	Matte Sensitech	Matte Sensitech	Matte Sensitech
30x60 cm - 11 ³ / ₄ "x23 ⁵ / ₈ "	± 9 mm	Matte Sensitech	Matte Sensitech	Matte Sensitech	Matte Sensitech	Matte Sensitech
Outdoor						
120x120 cm - 47 ¹ / ₄ "x47 ¹ / ₄ "	± 9 mm	Grip Sensitech	Grip Sensitech	Grip Sensitech	Grip Sensitech	Grip Sensitech
60x120 cm - 23 ⁵ / ₈ "x47 ¹ / ₄ "	± 9 mm	Grip Sensitech	Grip Sensitech	Grip Sensitech	Grip Sensitech	Grip Sensitech
120x120 cm - 47 ¹ / ₄ "x47 ¹ / ₄ "	± 20 mm		Outdoor Sensitech		Outdoor Sensitech	
60x120 cm - 23 ⁵ / ₈ "x47 ¹ / ₄ "	± 20 mm		Outdoor Sensitech		Outdoor Sensitech	
60x60 cm - 23 ⁵ / ₈ "x23 ⁵ / ₈ "	± 20 mm		Outdoor Sensitech		Outdoor Sensitech	
Slabs for countertops and furniture						
162x324* cm - 63 ³ / ₄ "x127 ¹ / ₂ "	± 12 mm	Hammered				

* Atlas Plan

Wall tiles

WALL TILES - Rivestimenti - Revêtements - Wandfliesen - Revestimientos - Настенная плитка
RECTIFIED MONOCALIBER - Rettificato monocalibro - Rectifié mono-calibre - Geschliffen einkalibrig - Rectificado monocalibre - Ретифицированный в одном калибре

		Oat	Salt	Cinder	Coffee	Lava	Skin
Wall							
50x120 cm - 19 ⁵ / ₈ "x47 ¹ / ₄ "	± 8,5 mm	Matte	Matte	Matte	Matte	Matte	Matte
50x120 cm - 19 ⁵ / ₈ "x47 ¹ / ₄ " 3D Rice	± 8,5 mm	Matte	Matte	Matte			
50x120 cm - 19 ⁵ / ₈ "x47 ¹ / ₄ " 3D Wave	± 8,5 mm	Matte	Matte	Matte			Matte
50x120 cm - 19 ⁵ / ₈ "x47 ¹ / ₄ " 3D Craft	± 8,5 mm	Matte	Matte	Matte			
50x120 cm - 19 ⁵ / ₈ "x47 ¹ / ₄ " Motion	± 8,5 mm	Matte			Matte		

Sensitech pag.70 **Velvetech** pag.71

Note on Velvet surface finish / Nota sulla finitura Velvet

The Velvet surface replicates the effect of polished concrete. It has a velvety touch and semi-opaque highlights. The natural character of the surface is highlighted by areas of different opacity perceptible in oblique or reflected light. Suitable for residential or low-traffic commercial floors, where no anti-slip performance is required. If the product is in direct contact with the outdoors, solutions that absorb moisture and dirt must be used to prevent scratching. La superficie Velvet replica l'effetto di un cemento lucidato. Si distingue per la mano vellutata e per i riflessi semi-opachi. La naturalezza della superficie è evidenziata da zone di diversa opacità percettibili in luce radente o riflessa. Indicata per pavimenti residenziali o commerciali poco sollecitati, laddove non siano richieste prestazioni antiscivolo. Se il prodotto è a diretto contatto con l'esterno, prevedere dei dispositivi di assorbimento dell'umidità e dello sporco per prevenire la formazione di graffi.

Destination of use


M Matte ± 6 mm
 Velvet Velvetech ± 9 mm

H Matte Sensitech ± 9 mm
 Grip Sensitech ± 9 mm
 Outdoor Sensitech ± 20 mm

R9 A Matte ± 6 mm
R10 A+B Matte Sensitech ± 9 mm
R11 C Grip Sensitech ± 9 mm
R11 C Outdoor Sensitech ± 20 mm

Color-shading

V2 Slight Variation
 All colors



SAND

INDEX



OAT

INSPIRATION



SALT

CINDER

IMAGE GALLERY



DOVE

COFFEE

SURFACE RANGE & TECHNICAL SPECS



BOOST NATURAL PRO RANGE
 SENSITECH & VELVETECH
 TECHNOLOGY
 BOOST NATURAL +
 PRO BOOST NATURAL
 TECHNICAL SPECIFICATIONS
 BOOST WORLD

LAVA

SKIN

ENJOY THE VIDEO



3D Rice


WALL TILES - Rivestimenti - Revêtements - Wandfliesen - Revestimientos - Настенная плитка
RECTIFIED MONOCALIBER - Rettificato monocalibro - Rectifié mono-calibre - Geschliffen einkalibrig - Rectificado monocalibre - Ретифицированный в одном калибре

V2 Slight Variation
All colors




50x120 cm
19⁵/₈"x47¹/₄"


± 8,5 mm



Boost Natural Pro 3D Rice Oat
50x120 cm - 19⁵/₈"x47¹/₄"



Boost Natural Pro 3D Rice Salt
50x120 cm - 19⁵/₈"x47¹/₄"



Boost Natural Pro 3D Rice Cinder
50x120 cm - 19⁵/₈"x47¹/₄"



3D Craft


WALL TILES - Rivestimenti - Revêtements - Wandfliesen - Revestimientos - Настенная плитка
RECTIFIED MONOCALIBER - Rettificato monocalibro - Rectifié mono-calibre - Geschliffen einkalibrig - Rectificado monocalibre - Ретифицированный в одном калибре

V2 Slight Variation
All colors




50x120 cm
19⁵/₈"x47¹/₄"


± 8,5 mm



Boost Natural Pro 3D Craft Oat
50x120 cm - 19⁵/₈"x47¹/₄"



Boost Natural Pro 3D Craft Salt
50x120 cm - 19⁵/₈"x47¹/₄"



Boost Natural Pro 3D Craft Cinder
50x120 cm - 19⁵/₈"x47¹/₄"



INDEX



INSPIRATION



IMAGE GALLERY



SURFACE RANGE & TECHNICAL SPECS



BOOST NATURAL PRO RANGE
SENSITECH & VELVETECH
TECHNOLOGY
BOOST NATURAL +
PRO BOOST NATURAL
TECHNICAL SPECIFICATIONS
BOOST WORLD


ENJOY THE VIDEO




3D Wave

WALL TILES - Rivestimenti - Revêtements - Wandfliesen - Revestimientos - Настенная плитка
RECTIFIED MONOCALIBER - Rettificato monocalibro - Rectifié mono-calibre - Geschliffen einkalibrig - Rectificado monocalibre - Ретифицированный в одном калибре

V2 Slight Variation
All colors




Boost Natural Pro 3D Wave Oat
50x120 cm - 19 5/8" x 47 1/4"



Boost Natural Pro 3D Wave Salt
50x120 cm - 19 5/8" x 47 1/4"



Boost Natural Pro 3D Wave Cinder
50x120 cm - 19 5/8" x 47 1/4"



Boost Natural Pro 3D Wave Skin
50x120 cm - 19 5/8" x 47 1/4"



50x120 cm
19 5/8" x 47 1/4"

± 8,5 mm



Motion


WALL TILES - Rivestimenti - Revêtements - Wandfliesen - Revestimientos - Настенная плитка
RECTIFIED MONOCALIBER - Rettificato monocalibro - Rectifié mono-calibre - Geschliffen einkalibrig - Rectificado monocalibre - Ретифицированный в одном калибре

V2 Slight Variation
All colors




50x120 cm
19 5/8" x 47 1/4"

± 8,5 mm



Boost Natural Pro Motion Oat
50x120 cm - 19 5/8" x 47 1/4"



Boost Natural Pro Motion Coffé
50x120 cm - 19 5/8" x 47 1/4"



INDEX



INSPIRATION



IMAGE GALLERY



SURFACE RANGE & TECHNICAL SPECS



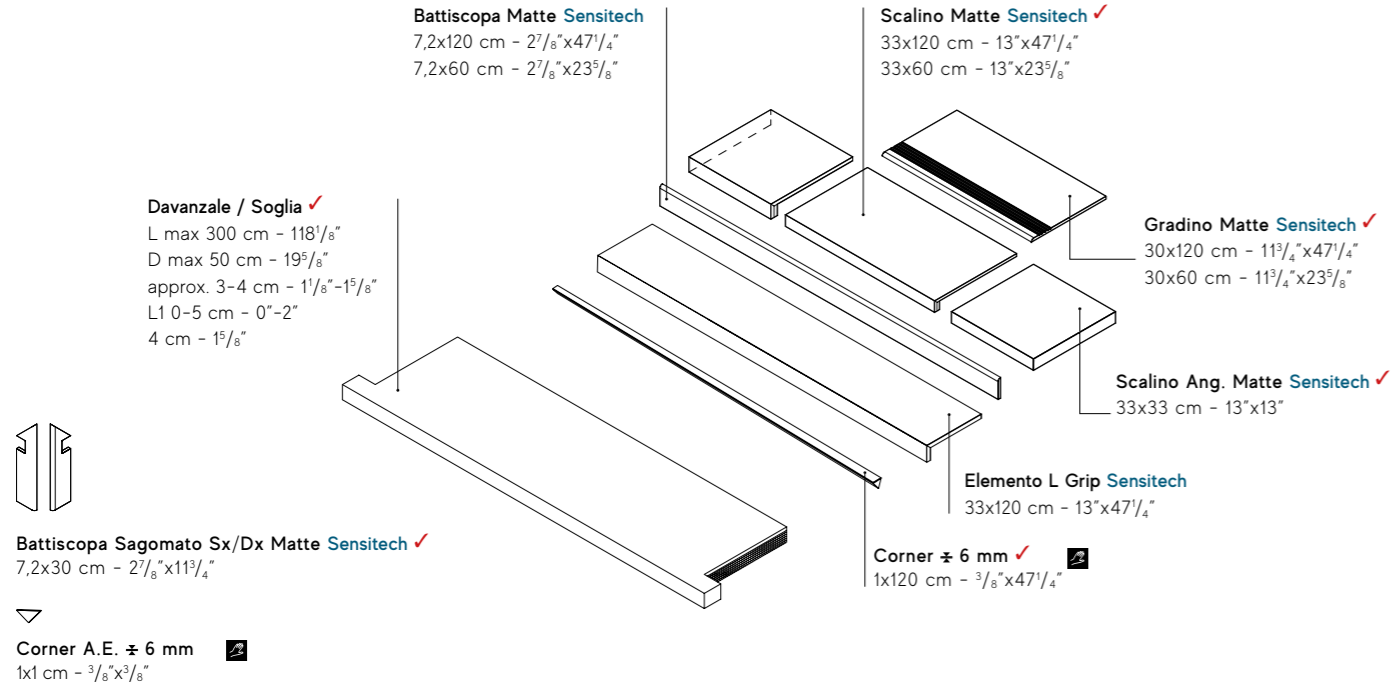
BOOST NATURAL PRO RANGE
SENSITECH & VELVETECH
TECHNOLOGY
BOOST NATURAL +
PRO BOOST NATURAL
TECHNICAL SPECIFICATIONS
BOOST WORLD

ENJOY THE VIDEO



Trim tiles

Porcelain trim tiles

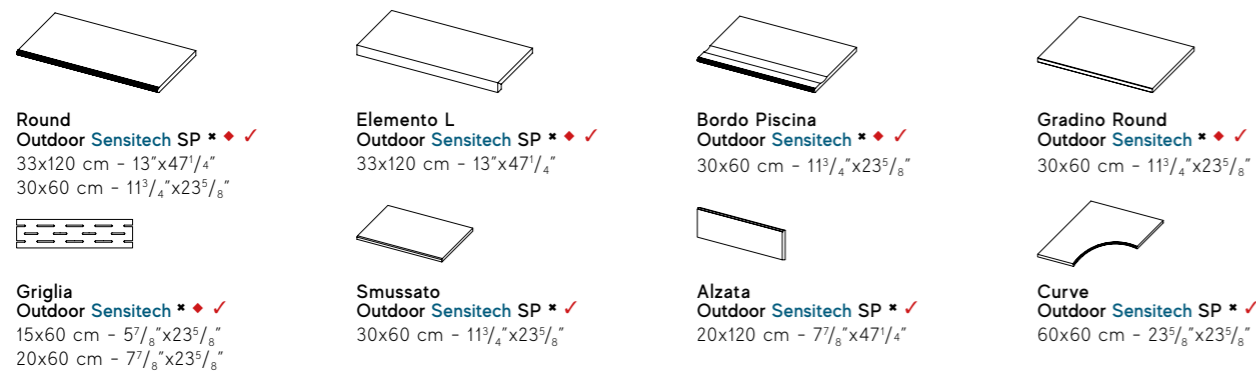


✓ These parts are supplied to order / I pezzi sono disponibili su ordinazione

Wall trim tiles



Outdoor trim tiles ± 20 mm



* Available in / Disponibile in Oak, Cinder
✓ These parts are supplied to order / I pezzi sono disponibili su ordinazione
♦ Right-left angular elements are available / Sono disponibili gli elementi angolari dx/sx

Outdoor Porcelain tiles ± 20 mm

For further details on the 20mm thick products, related trim pieces and installation systems - in particular for recommendations and precautions during installation- please refer to the Outdoor Design section on the Atlas Concorde website or to the Outdoor Design catalogue. Per dettagli sul prodotto e sui relativi pezzi speciali in 20mm di spessore, per i sistemi di posa e, in particolare, per raccomandazioni, accorgimenti e precauzioni in fase di posa e progettazione, si raccomanda di prendere visione del catalogo Outdoor Design e della sezione Outdoor Design del sito Atlas Concorde.



THANKS TO



Note

For information and details relating to codes, packaging and weight it is recommended to refer to the latest pricelist. - Per le informazioni e i dati relativi a codici, imballaggi e pesi occorre sempre consultare l'ultimo listino aggiornato e in vigore. - Pour toutes informations et renseignements concernant les codes, les emballages et les poids, il y a toujours lieu de consulter le dernier tarif en vigueur et mis à jour. - Für Informationen und Daten die den Code, die Verpackung und das Gewicht betreffen bitte die aktuellste Preisliste zugrunde legen. - Para acceder a la información y a los datos relativos a códigos, embalajes y pesos hay que consultar siempre la última lista de precios actualizada y vigente. - Для информации о кодах, упаковках и весе обращайтесь к последнему действующему прайс-листу.

Colors and optical features of the materials illustrated in this catalogue are to be regarded as mere indications. - I colori e le caratteristiche estetiche dei materiali illustrati nel presente catalogo sono da ritenersi puramente indicativi. - Les coloris et les caractéristiques esthétiques des références illustrées dans le catalogue sont donnés à titre purement indicatif. - Die Farben und die ästhetischen Eigenschaften der in diesem Katalog abgebildeten Produkte sind als reine Richtwerte zu betrachten. - Los colores y las características estéticas de los materiales ilustrados en el presente catálogo deben ser considerados como puramente indicativos. - Цвета и эстетические характеристики описанных в настоящем каталоге материалов являются только ориентировочными.

Atlas Concorde reserves the right to modify any product without notice and will not be liable for any direct or indirect damage resulting from such modifications. - Atlas Concorde si riserva di modificare i prodotti senza preavviso, declinando ogni responsabilità su eventuali danni diretti o indiretti derivanti da eventuali modifiche. - Atlas Concorde se réserve le droit de modifier ses produits sans préavis et décline toute responsabilité concernant les éventuels dommages directs ou indirects qui pourraient dériver de ces modifications. - Atlas Concorde behält sich das Recht vor jederzeit und ohne vorherige Ankündigung, die Produkte zu verändern, und lehnt jede Haftung bei direkten oder indirekten Schäden ab, die von diesen Veränderungen herrühren. - Atlas Concorde se reserva el derecho de modificar los productos sin previo aviso, rechaza cualquier responsabilidad sobre eventuales daños directos o indirectos derivados de eventuales modificaciones. - Atlas Concorde оставляет за собой право изменять характеристики изделий без предварительного уведомления, отклоняя при этом любую ответственность за прямые или косвенные убытки, возникшие в результате изменений.

INDEX



INSPIRATION



IMAGE GALLERY



SURFACE RANGE & TECHNICAL SPECS

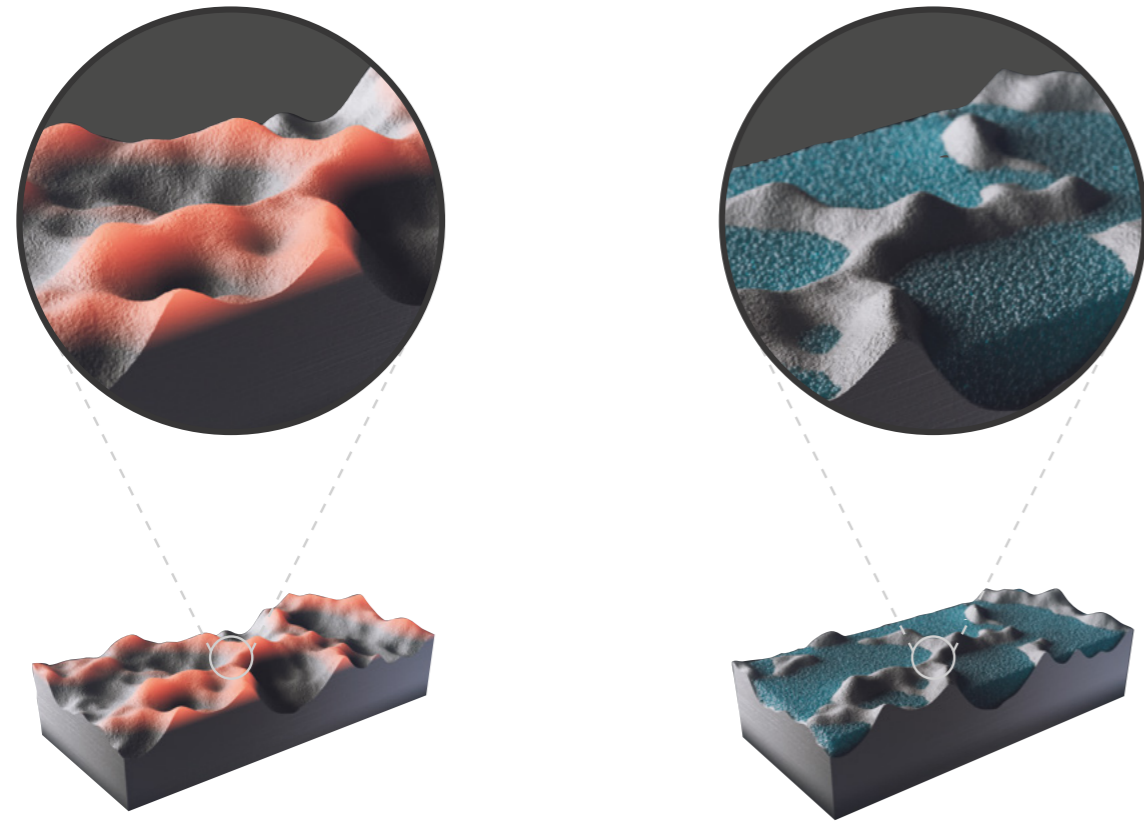


BOOST NATURAL PRO RANGE
SENSITECH & VELVETECH
TECHNOLOGY
BOOST NATURAL +
PRO BOOST NATURAL
TECHNICAL SPECIFICATIONS
BOOST WORLD

ENJOY THE VIDEO



Sensitech



Traditional anti-slip surface

The innovative Sensitech Surface

Sensitech is the high-tech surface for indoor and outdoor settings created by Atlas Concorde Laboratories, patented in Europe. The surface combines high slip resistance performance with tactile softness. With Sensitech, the meaning of surface evolves and takes on a reassuring, pleasant and practical touch, making architectural spaces more comfortable and appealing.

Sensitech è la superficie ad alto coefficiente tecnologico per gli ambienti interni ed esterni realizzata dai Laboratori Atlas Concorde, brevettata in Europa. La superficie coniuga elevate prestazioni di resistenza allo scivolamento ad una maggiore morbidezza tattile. Con Sensitech il significato di superficie si evolve e assume un tocco rassicurante, piacevole e pratico, rendendo gli spazi architettonici sempre più confortevoli e appaganti.



Velvetech



Velvetech tecnologia

Sensitech tecnologia

Velvetech is the new technology with an Italian patent inspired by the effect of sanding on the surface. Velvetech has silk-like reflections and a velvety soft hand. The naturalness of the surface is emphasised by areas of different opacity that contribute to the depth of the surface.

Velvetech è la nuova tecnologia con brevetto depositato in Italia ispirata all'effetto della levigatura sulla superficie. Velvetech si presenta con riflessi che ricordano la seta e una mano vellutata e morbida. La naturalezza della superficie è evidenziata da zone di diversa opacità che contribuiscono a dare profondità alla superficie.



INDEX



INSPIRATION



IMAGE GALLERY



SURFACE RANGE & TECHNICAL SPECS



BOOST NATURAL PRO RANGE
SENSITECH & VELVETECH
TECHNOLOGY
BOOST NATURAL +
PRO BOOST NATURAL
TECHNICAL SPECIFICATIONS
BOOST WORLD

ENJOY THE VIDEO



BOOST NATURAL PRO + BOOST NATURAL RANGE



BOOST NATURAL RANGE

INDEX



INSPIRATION



IMAGE
GALLERY



SURFACE
RANGE &
TECHNICAL
SPECS



BOOST NATURAL PRO RANGE
SENSITECH & VELVETECH
TECHNOLOGY
BOOST NATURAL +
PRO BOOST NATURAL
TECHNICAL SPECIFICATIONS
BOOST WORLD

ENJOY
THE VIDEO





Porcelain tiles - Rectified monocaliber

Gres porcellanato - Rettificato monocalibro

Compliant with standards EN 14411 annex G group B1a
Compliant with standards ISO 13006 annex G group B1a
Conforme alla norma EN 14411 Appendice G gruppo B1a
Conforme alla norma ISO 13006 Appendice G gruppo B1a

120x278 cm - 47 ¹ / ₈ "x109 ¹ / ₈ "	± 6 mm	120x120 cm - 47 ¹ / ₈ "x47 ¹ / ₈ "	± 20 mm
120x120 cm - 47 ¹ / ₈ "x47 ¹ / ₈ "	± 9 mm	60x120 cm - 23 ³ / ₈ "x47 ¹ / ₈ "	± 20 mm
60x120 cm - 23 ³ / ₈ "x47 ¹ / ₈ "	± 9 mm	60x60 cm - 23 ³ / ₈ "x23 ³ / ₈ "	± 20 mm
60x60 cm - 23 ³ / ₈ "x23 ³ / ₈ "	± 9 mm		
30x60 cm - 11 ³ / ₈ "x23 ³ / ₈ "	± 9 mm		



Wall tiles - Rectified monocaliber

Rivestimento - Rettificato monocalibro

Compliant with standards EN 14411 annex L group B11
Compliant with standards ISO 13006 annex L group B11
Conforme alla norma EN 14411 Appendice L gruppo B11
Conforme alla norma ISO 13006 Appendice L gruppo B11

50x120 cm - 19 ³ / ₈ "x47 ¹ / ₈ "	± 8,5 mm
---	----------

Technical features Caratteristiche tecniche	Test Method Metodo di prova	Requirements for nominal size N / Requisiti per dimensione nominale N			Porcelain tiles						
		7 cm ≤ N < 15 cm		N ≥ 15 cm	Matte ± 6 mm	Matte Sensitech ± 9 mm	Velvet Velvetech ± 9 mm	Grip Sensitech ± 9 mm	Outdoor Sensitech ± 20 mm	Wall tiles	
		(mm)	(%)	(mm)							
Length and width Lunghezza e larghezza	ISO 10545-2	± 0,9 (*) Non-rect. ± 0,4 (*) Rect.	± 0,6 (*) Non-rect. ± 0,3 (*) Rect.	± 2,0 (*) Non-rect. ± 1,0 (*) Rect.	Suitable for Conforme	Suitable for Conforme	Suitable for Conforme	Suitable for Conforme	Suitable for Conforme	Suitable for Conforme	
Thickness Spessore		± 0,5 (**)	± 5 (***)	± 0,5 (***)	Suitable for Conforme	Suitable for Conforme	Suitable for Conforme	Suitable for Conforme	Suitable for Conforme	Suitable for Conforme	
Straightness of sides Rettineità degli spigoli		± 0,8 (***) Non-rect. ± 0,4 (***) Rect.	± 0,5 (***) Non-rect. ± 0,3 (***) Rect.	± 1,5 (***) Non-rect. ± 0,8 (***) Rect.	Suitable for Conforme	Suitable for Conforme	Suitable for Conforme	Suitable for Conforme	Suitable for Conforme	Suitable for Conforme	
Rectangularity (Measurement only on short edges when L/l ≥ 3) Ortogonalità (Misurazione da condurre solo sui lati corti quando L/l ≥ 3)	ISO 10545-2	± 0,8 (****) Non-rect. ± 0,4 (****) Rect.	± 0,5 (****) Non-rect. ± 0,3 (****) Rect.	± 2,0 (****) Non-rect. ± 1,5 (****) Rect.	Suitable for Conforme	Suitable for Conforme	Suitable for Conforme	Suitable for Conforme	Suitable for Conforme	Suitable for Conforme	
Surface flatness Planarità		c.c. ± 0,8 Non-rect. c.c. ± 0,6 Rect.	c.c. ± 0,5 Non-rect. c.c. ± 0,4 Rect.	c.c. ± 2,0 Non-rect. c.c. ± 1,8 Rect.	Suitable for Conforme	Suitable for Conforme	Suitable for Conforme	Suitable for Conforme	Suitable for Conforme	Suitable for Conforme	
Water absorption (in% by mass) Massa d'acqua assorbita (come % della massa)		ISO 10545-3 ASTM C373	E _s ≤ 0,5% Individual Maximum 0,6% E _s ≤ 0,5% Valore massimo singolo 0,6%			≤ 0,1 %	≤ 0,1 %	≤ 0,1 %	≤ 0,1 %	≤ 0,1 %	Suitable for Conforme
Breaking strength Sforzo di rottura	ISO 10545-4	S ≥ 700N (for thickness < 7,5 mm - per spessore < 7,5 mm) S ≥ 1300N (for thickness ≥ 7,5 mm - per spessore ≥ 7,5 mm)			S ≥ 1000 N	S ≥ 1500 N	S ≥ 1500 N	S ≥ 1500 N	S ≥ 10000 N	Suitable for Conforme	
Modulus of rupture Resistenza alla flessione		R ≥ 35 N/mm ²			R ≥ 40 N/mm ²	R ≥ 40 N/mm ²	R ≥ 40 N/mm ²	R ≥ 40 N/mm ²	R ≥ 45 N/mm ²	Suitable for Conforme	
Bending strength and breaking load Resistenza a flessione e al carico di rottura (4)/(5)	EN 1339 Annex F	-			-	-	-	-	-	Suitable for Conforme	
Impact resistance, as coefficient of restitution Resistenza all'impatto, espresso come coefficiente di restituzione	ISO 10545-5	Declared value Valore dichiarato			≥ 0,55	≥ 0,55	≥ 0,55	≥ 0,55	≥ 0,55	Suitable for Conforme	
Resistance to deep abrasion of unglazed tiles (removed volume) Resistenza all'abrasione profonda delle piastrelle non smaltate (volume materiale asportato)	ISO 10545-6	≤ 175 mm ³			≤ 150 mm ³	≤ 150 mm ³	≤ 150 mm ³	≤ 150 mm ³	≤ 150 mm ³	Suitable for Conforme	
Coefficient of thermal linear expansion Coefficiente di dilatazione termica lineare	ISO 10545-8	Declared value Valore dichiarato			≤ 7MK ⁻¹	≤ 7MK ⁻¹	≤ 7MK ⁻¹	≤ 7MK ⁻¹	≤ 7MK ⁻¹	Suitable for Conforme	
Thermal shock resistance Resistenza agli sbalzi termici	ISO 10545-9	Pass according to EN ISO 10545-1 Test superato in accordo con ISO 10545-1			Resistant Resiste	Resistant Resiste	Resistant Resiste	Resistant Resiste	Resistant Resiste	Suitable for Conforme	
Moisture expansion (in mm/m) Dilatazione all'umidità (in mm/m)	ISO 10545-10	Declared value Valore dichiarato			≤ 0,01% (0,1mm/m)	≤ 0,01% (0,1mm/m)	≤ 0,01% (0,1mm/m)	≤ 0,01% (0,1mm/m)	≤ 0,01% (0,1mm/m)	Suitable for Conforme	
Frost resistance Resistenza al gelo	ISO 10545-12	Pass according to EN ISO 10545-1 Test superato in accordo con ISO 10545-1			Resistant Resiste	Resistant Resiste	Resistant Resiste	Resistant Resiste	Resistant Resiste	Suitable for Conforme	
Bond strenght /adhesion for Cementitious Adhesives Adesione mediante trazione su adesivi cementizi	EN 12004-2	Declared value Valore dichiarato			≥ 1,0 N/mm ² (Class C2 - EN 12004)	≥ 1,0 N/mm ² (Class C2 - EN 12004)	≥ 1,0 N/mm ² (Class C2 - EN 12004)	≥ 1,0 N/mm ² (Class C2 - EN 12004)	≥ 1,0 N/mm ² (Class C2 - EN 12004)	Suitable for Conforme	
Reaction to fire Reazione al fuoco	-	Class A1 or A1 _s Classe A1 oppure A1 _s			A1 - A1 _s	A1 - A1 _s	A1 - A1 _s	A1 - A1 _s	A1 - A1 _s	Suitable for Conforme	
Resistance to household chemicals and swimming pool salts Resistenza ai prodotti chimici di uso domestico e agli additivi per piscina	ISO 10545-13	Minimum Class B Classe minima B			A	A	A	A	A	Suitable for Conforme	
Resistance to low concentrations of acids and alkalis Resistenza a basse concentrazioni di acidi e alcali		Declared Class Classe dichiarata			LA	LA	LA	LA	LA	Suitable for Conforme	
Resistance to high concentrations of acids and alkalis Resistenza ad alte concentrazioni di acidi e alcali		Declared Class Classe dichiarata			HA	HA	-	HA	HA	Suitable for Conforme	
Resistance to staining, for unglazed tiles Resistenza alle macchie per piastrelle non smaltate	ISO 10545-14	Declared Class Classe dichiarata			5	5	5	5	5	Suitable for Conforme	
Shood Ramp Test Metodo della rampa "calzato"	DIN EN 16165 ANNEX B (EX DIN 51130)	Declared value Valore dichiarato			R9	R10	N.C.	R11	R11	Suitable for Conforme	
Barefoot Ramp Test Metodo della rampa a piedi nudi	DIN EN 16165 ANNEX A (EX DIN 51097)	Declared value Valore dichiarato			A	A+B	0	A+B+C	A+B+C	Suitable for Conforme	
Pendulum Friction Test Metodo del Pendolo (1)(2)	BS EN 16165 ANNEX C (EX BS 7976)	PTV ≥ 36 classifies the surface as 'low slip risk'			(●)	≥ 36 Dry ≥ 36 Wet	≥ 36 Dry ≥ 24 Wet	≥ 36 Dry ≥ 36 Wet	≥ 36 Dry ≥ 36 Wet	Suitable for Conforme	
	AS 4586	Declared Classification of the new pedestrian surface materials according to the Pendulum Test			(●●)	Class P3	-	Class P4	Class P4	Suitable for Conforme	
Coefficient of friction (COF) Coefficiente di attrito	UNE EN 16165 ANNEX C (EX UNE 41901 EX 2017)	Declared value Valore dichiarato			(●●●)	Class C2	-	Class C3	Class C3	Suitable for Conforme	
	B.C.R.A. Rep. CEC/81	D. M. 236/89 del 14/06/89 μ > 0,40 per elemento scivolante cuoio su pavimentazione asciutta μ > 0,40 per elemento scivolante gomma dura su pavimentazione bagnata			> 0,40 Asciutto > 0,40 Bagnato	> 0,40 Asciutto > 0,40 Bagnato	> 0,40 Asciutto < 0,40 Bagnato	> 0,40 Asciutto > 0,40 Bagnato	> 0,40 Asciutto > 0,40 Bagnato	Suitable for Conforme	
Dynamic coefficient of friction (DCOF) Coefficiente di attrito dinamico	ANSI A 326,3	-			dry DCOF ≥ 0,42	wet DCOF ≥ 0,50	dry DCOF ≥ 0,42	wet DCOF ≥ 0,55	wet DCOF ≥ 0,55	Suitable for Conforme	

Technical features Caratteristiche tecniche	Test Method Metodo di prova	Requirements for nominal size N / Requisiti per dimensione nominale N			Wall tiles	
		7 cm ≤ N < 15 cm		N ≥ 15 cm		
		(mm)	(%)	(mm)		
Length and width Lunghezza e larghezza	ISO 10545-2	± 0,4 (*) Rect.	± 0,3 (*) Rect.	± 1,0 (*) Rect.	Suitable for Conforme	
Thickness Spessore		± 0,5 (**)	± 10 (***)	± 0,5 (**)	Suitable for Conforme	
Straightness of sides Rettineità degli spigoli		± 0,4 (**) Rect.	± 0,3 (**) Rect.	± 0,8 (**) Rect.	Suitable for Conforme	
Rectangularity (Measurement only on short edges when L/l ≥ 3) Ortogonalità (Misurazione da condurre solo sui lati corti quando L/l ≥ 3)	ISO 10545-2	± 0,4 (****) Rect.	± 0,3 (****) Rect.	± 1,5 (****) Rect.	Suitable for Conforme	
Surface flatness Planarità		c.c. ± 0,6 Rect.	c.c. ± 0,4 Rect.	c.c. ± 1,8 Rect.	Suitable for Conforme	Suitable for Conforme
Water absorption (in% by mass) Massa d'acqua assorbita (come % della massa)		e.c. ± 0,6 Rect.	e.c. ± 0,4 Rect.	e.c. ± 1,8 Rect.		
Breaking strength Sforzo di rottura	ISO 10545-4	Average >10%. When the average > 20%, this shall be indicated. Individual value > 9% Media >10%. Se questo valore > 20%, deve essere indicato. Valore Singolo > 9%			10% < E _s ≤ 20%	
Modulus of rupture Resistenza alla flessione		S ≥ 600 N			S ≥ 600 N	
Coefficient of thermal linear expansion Coefficiente di dilatazione termica lineare	ISO 10545-8	Declared value Valore dichiarato			≤ 7MK ⁻¹	
Thermal shock resistance Resistenza agli sbalzi termici	ISO 10545-9	Pass according to EN ISO 10545-1 Test superato in accordo con ISO 10545-1			Resistant Resiste	
Moisture expansion (in mm/m) Dilatazione all'umidità (in mm/m)	ISO 10545-10	Declared value Valore dichiarato			≤ 0,06% (0,6mm/m)	
Crazing resistance Resistenza al cavillo	ISO 10545-11	Pass according to EN ISO 10545-1 Test superato in accordo con ISO 10545-1			Resistant Resiste	
Bond strenght /adhesion for Cementitious Adhesives Adesione mediante trazione su adesivi cementizi	EN 12004-2	Declared value Valore dichiarato			≥ 1,0 N/mm ² (Class C2 - EN 12004)	
Reaction to fire Reazione al fuoco	-	Class A1 Classe A1			A1	
Resistance to household chemicals and swimming pool salts Resistenza ai prodotti chimici di uso domestico e agli additivi per piscina	ISO 10545-13	Minimum Class B Classe minima B			A	
Resistance to low concentrations of acids and alkalis Resistenza a basse concentrazioni di acidi e alcali		Declared Class Classe dichiarata			LA	
Resistance to high concentrations of acids and alkalis Resistenza ad alte concentrazioni di acidi e alcali		Declared Class Classe dichiarata			HA	
Resistance to staining, for unglazed tiles Resistenza alle macchie per piastrelle non smaltate	ISO 10545-14	Minimum Class 3 Classe 3 minima			5	
Release of dangerous substances: Cadmium (in mg/dm²) and Lead (in mg/dm²) Rilascio di sostanze pericolose: Cadmio (in mg/dm ²) e Piombo (in mg/dm ²)	ISO 10545-15	Declared value Valore dichiarato			≤ 0,01 mg/dm ² Cd ≤ 0,1 mg/dm ² Pb	

(*) The permissible deviation, in % or mm, of the average size for each tile (2 or 4 sides) from work size (WS). Deviazione ammissibile, in % oppure mm, della dimensione media di ogni piastrella (2 oppure 4 lati) dalla dimensione di fabbricazione (WS).
 (**) The permissible deviation, in % or mm, of the average thickness for each tile from the work size thickness (WS). Deviazione ammissibile, in % oppure mm, della spessore medio di ogni piastrella dallo spessore riportato nella dimensione di fabbricazione (WS).
 (***) The maximum permissible deviation from straightness, in % or mm, related to the corresponding work sizes (WS). Deviazione massima ammissibile di rettilineità, in % oppure mm, in rapporto alle dimensioni di fabbricazione (WS) corrispondenti.
 (****) The maximum permissible deviation from rectangularity, in % or mm, related to the corresponding work sizes (WS). Deviazione massima ammissibile di ortogonalità, in % oppure mm, in rapporto alle dimensioni di fabbricazione (WS) corrispondenti.
 c.c. The maximum permissible deviation from centre curvature, in % or mm, related to diagonal calculated from the work sizes (WS). Deviazione massima ammissibile della curvatura del centro, in % oppure mm, in rapporto alla diagonale calcolata secondo le dimensioni di fabbricazione (WS).
 e.c. The maximum permissible deviation from edge curvature, in % or mm, related to the corresponding work sizes (WS). Deviazione massima ammissibile della curvatura dello spigolo, in % oppure mm, in rapporto alle dimensioni di fabbricazione (WS) corrispondenti.
 w. The maximum permissible deviation from warpage, in % or mm, related to diagonal calculated from the work sizes (WS). Deviazione massima ammissibile dello svergolamento, in % oppure mm, in rapporto alla diagonale calcolata secondo le dimensioni di fabbricazione (WS).
 (1) Determination of slip resistance of pedestrian surfaces; it does not cover sports surfaces and road surfaces for vehicles (skid resistance). Determinazione della resistenza allo scivolamento delle superfici pedonabili; non si applica alle pavimentazioni sportive ed alle pavimentazioni stradali veicolari.
 (2) Anti-slip performance is guaranteed at the time of delivery of the product. Le prestazioni anti-slip vengono garantite al momento della consegna del prodotto.
 (3) For further details, please refer to outdoor design general catalogue. Per maggiori informazioni riferirsi al catalogo generale Outdoor Design.
 (4) Only for products with 20 mm thickness. Solo per prodotti a 20mm di spessore.
 (5) PTV ≥ 36 Wet on demand / su richiesta (●●) P3 on demand / su richiesta (●●●) C2 on demand / su richiesta

(*) The permissible deviation, in % or mm, of the average size for each tile (2 or 4 sides) from work size (WS). Deviazione ammissibile, in % oppure mm, della dimensione media di ogni piastrella (2 oppure 4 lati) dalla dimensione di fabbricazione (WS).
 (**) The permissible deviation, in % or mm, of the average thickness for each tile from the work size thickness (WS). Deviazione ammissibile, in % oppure mm, della spessore medio di ogni piastrella dallo spessore riportato nella dimensione di fabbricazione (WS).
 (***) The maximum permissible deviation from straightness, in % or mm, related to the corresponding work sizes (WS). Deviazione massima ammissibile di rettilineità, in % oppure mm, in rapporto alle dimensioni di fabbricazione (WS) corrispondenti.
 (****) The maximum permissible deviation from rectangularity, in % or mm, related to the corresponding work sizes (WS). Deviazione massima ammissibile di ortogonalità, in % oppure mm, in rapporto alle dimensioni di fabbricazione (WS) corrispondenti.
 c.c. The maximum permissible deviation from centre curvature, in % or mm, related to diagonal calculated from the work sizes (WS). Deviazione massima ammissibile della curvatura del centro, in % oppure mm, in rapporto alla diagonale calcolata secondo le dimensioni di fabbricazione (WS).
 e.c. The maximum permissible deviation from edge curvature, in % or mm, related to the corresponding work sizes (WS). Deviazione massima ammissibile della curvatura dello spigolo, in % oppure mm, in rapporto alle dimensioni di fabbricazione (WS) corrispondenti.
 w. The maximum permissible deviation from warpage, in % or mm, related to diagonal calculated from the work sizes (WS). Deviazione massima ammissibile dello svergolamento, in % oppure mm, in rapporto alla diagonale calcolata secondo le dimensioni di fabbricazione (WS).

INDEX

INSPIRATION

IMAGE GALLERY

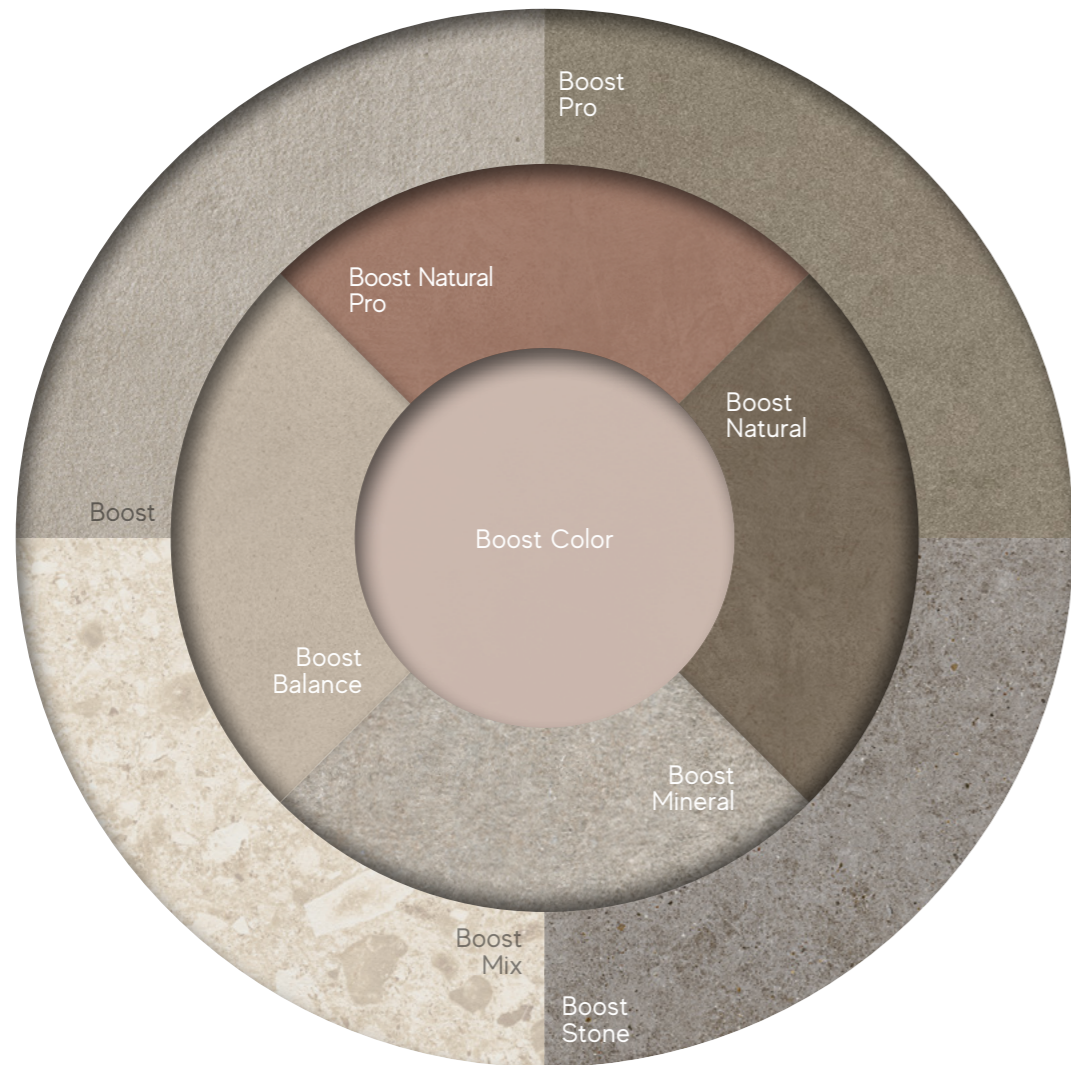
SURFACE RANGE & TECHNICAL SPECS

BOOST NATURAL PRO RANGE SENSITECH & VELVETECH TECHNOLOGY BOOST NATURAL + PRO BOOST NATURAL TECHNICAL SPECIFICATIONS BOOST WORLD

ENJOY THE VIDEO

BOOSTWORLD

BOOST BOOST PRO BOOST NATURAL BOOST NATURAL PRO BOOST STONE BOOST MIX BOOST MINERAL BOOST BALANCE BOOST COLOR



Boost your style

Boost World is a design tool that combines ceramic surfaces in their inspiration, style, and tone, allowing for coordinated solutions in any space.

Boost World è uno strumento progettuale che coniuga in un'unica prospettiva superfici ceramiche differenti per ispirazione ma affini per stile e tonalità, consentendo soluzioni coordinate in ogni destinazione d'uso.

DISCOVER BOOST WORLD



Ethical identity



For Atlas Concorde, being Made in Italy is not just a prestigious certification of style, design, and production excellence, but an identity that involves all aspects of its business. For this reason, we identify with the values expressed by Confindustria Ceramica's ethical code, which guarantee absolute compliance with labor regulations, and with the marks Made in Italy and Ceramics of Italy, which certify the quality of authentic Italian style.

Per Atlas Concorde, Made in Italy non è solo un prestigioso attestato di stile, design ed eccellenza produttiva, ma un modo di essere che coinvolge tutti gli aspetti della propria attività. Per questo ci riconosciamo nei valori espressi dal codice etico di Confindustria Ceramica, che garantiscono il rispetto assoluto delle normative sul lavoro, e nei marchi Made in Italy e Ceramics of Italy, che certificano la qualità dell'autentico stile italiano.

Certifications

Company certifications / Certificazioni aziendali



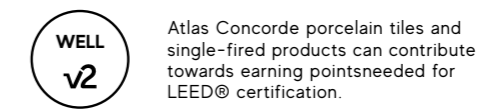
Product certifications / Certificazioni di prodotto



Product declarations / Dichiarazioni di prodotto



Certification for buildings / Rating dell'edificio



Certifications for export to international markets*



* Shipments can be made in accordance with national requirements anywhere in the world, even in markets with complex customs procedures such as Egypt, Morocco and Kurdistan, thanks to our active cooperation with accredited certification bodies in each country. - Possibilità di spedizioni conformi alle prescrizioni nazionali ovunque nel mondo, anche in mercati con procedure doganali complesse come Egitto, Marocco, Kurdistan, grazie alla collaborazione sempre attiva con gli enti di certificazione accreditati in ciascun paese. - Dank unserer aktiven Zusammenarbeit mit den akkreditierten Zertifizierungsstellen in den einzelnen Ländern können die Sendungen in Übereinstimmung mit den nationalen Anforderungen überall auf der Welt versandt werden, selbst auf Märkten mit komplexen Zollverfahren wie Ägypten, Marokko und Kurdistan. - Possibilité d'expéditions conformes aux prescriptions nationales partout dans le monde, même sur les marchés dont les procédures douanières sont complexes comme l'Égypte, le Maroc ou le Kurdistan, grâce à la collaboration toujours active avec les organismes de certification homologués dans chaque pays. - Se pueden realizar envíos según la normativa nacional a cualquier parte del mundo, incluso a mercados con procedimientos aduaneros complejos como Egipto, Marruecos o Kurdistan, gracias a la cooperación permanente con los organismos de certificación acreditados en cada país. - Компания имеет возможность осуществлять поставки в любую точку мира в соответствии с национальными требованиями, даже на рынках со сложными таможенными процедурами, таких как Египет, Марокко, Курдистан, благодаря неизменно активному сотрудничеству с аккредитованными органами сертификации в каждой стране.

* Classification UPEC aggiornata al - Classement UPEC mis à jour au: 2024

† Si consiglia la consultazione della pagina - On vous conseille de vous connecter à: <https://database.cspb.fr/holderdetails?UId=ETB-2094&AppRef=QB32>

‡ Per ulteriori informazioni scrivere a - Pour tous renseignements complémentaires merci d'écrire à: france@atlasconcorde.it

§ Tutti i prodotti Atlas Concorde in gres porcellanato e in monocottura in pasta bianca possono essere utilizzati per progetti edilizi che seguono le linee guida del GREEN BUILDING COUNCIL e possono contribuire all'ottenimento del rating LEED V4 degli edifici.

|| All Atlas Concorde porcelain tiles and white-body single-fired products can be used for building projects that follow the guidelines of the GREEN BUILDING COUNCIL and can contribute to the achievement of the LEED V4 rating for buildings.

INDEX



INSPIRATION



IMAGE GALLERY



SURFACE RANGE & TECHNICAL SPECS



BOOST NATURAL PRO RANGE SENSITECH & VELVETECH TECHNOLOGY BOOST NATURAL + PRO BOOST NATURAL TECHNICAL SPECIFICATIONS BOOST WORLD

ENJOY THE VIDEO





atlasconcorde.com

Copyright 2024 by Ceramiche Atlas Concorde S.p.A
(41042 Spezzano di Fiorano (MO) - Italia)
April 2024